

TP19U230B54

AC

> CONTACT US



TP series roof exhaust units represent an optimal solution for heat dissipation through the top of electrical cabinets. They are ideal for indoor use where there is limited space on the front and side panels. According to the ambient conditions these units can operate with fan (forced air) or without a fan (natural air convection).

Technical data		
APPROVALS		
Approvals	CE; UKCA	
PERFORMANCE		
Max Airflow	440/475	m³/h
	259/280	CFM
Airflow with Exhaust Filter	395/425	m³/h
	232/250	CFM
Max Static Pressure	343/459	Pa
	1.38/1.84	in H2O
ELECTRICAL DATA		
Rated Voltage	230	V a.c.
Rated Current	0.30/0.36	A
Rated Power	68/82	W
Operating Voltage	207-253	V a.c.
Frequency	50/60	Hz
Appliance Class	I	
Motor Protection	Thermally Protected	
GENERIC DATA		
Spare Parts Filter Media	M117-TP19	
Weight	2.63	Kg
	5.81	lb
RAL Number	7035	

Image is for illustrative purpose only. All specifications, data and drawing are subject to change without notice. Please refer to our terms of sales including our warranty and limited liabilities clauses.

TP19U230B54

AC

> CONTACT US

VENTILATION SYSTEMS

Technical data		
Electrical Connection	Terminal Block	
Life Expectancy	62000/70000	h at 25 °C
Wires Section	1-4	mm²
Wires Section	16-12	AWG
Fan Noise	67.9/71	dB(A)
Filter Class	G2	EN 779
Filter Class	ISO coarse 30%	ISO 16890
Filter Material	thermo-linked progressive structure synthetic fibre	
ENVIRONMENTAL AND THERMAL DATA		
IP Protection Degree	IP54	
Operating Temperature	-10÷60	°C
	14÷140	°F
Storage Temperature	-20÷60	°C
	-4÷140	°F

Image is for illustrative purpose only. All specifications, data and drawing are subject to change without notice. Please refer to our terms of sales including our warranty and limited liabilities clauses.

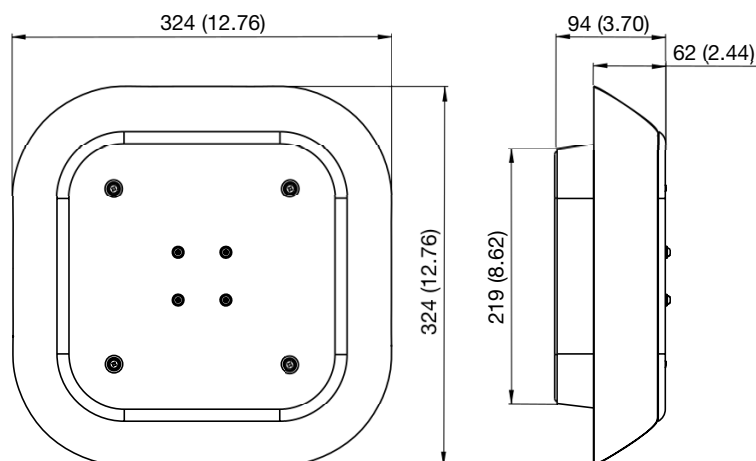
TP19U230B54

AC

> CONTACT US

VENTILATION SYSTEMS

Technical drawing mm (in)



Mounting cut-out mm (in)

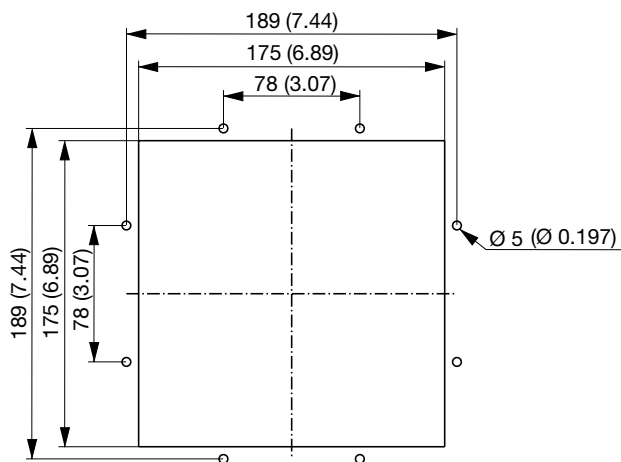


Image is for illustrative purpose only. All specifications, data and drawing are subject to change without notice. Please refer to our terms of sales including our warranty and limited liabilities clauses.

TP19U230B54

AC

> CONTACT US

VENTILATION SYSTEMS

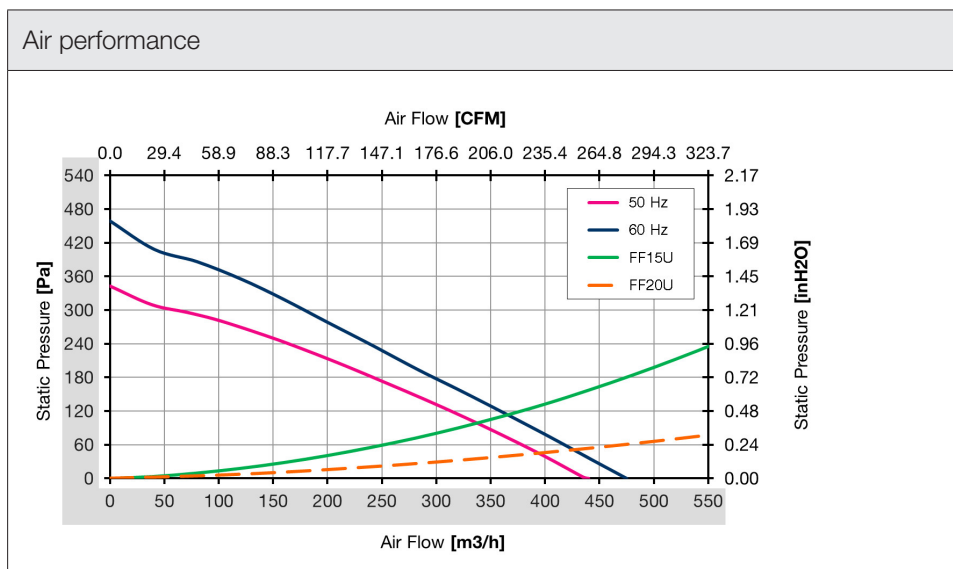


Image is for illustrative purpose only. All specifications, data and drawing are subject to change without notice. Please refer to our terms of sales including our warranty and limited liabilities clauses.