

TP19U115B1

AC

> CONTACT US



TP series roof exhaust units represent an optimal solution for heat dissipation through the top of electrical cabinets. They are ideal for indoor use where there is limited space on the front and side panels. According to the ambient conditions these units can operate with fan (forced air) or without a fan (natural air convection).

Technical data		
APPROVALS		
Approvals	CE; cURus; cULus; cCSAus; UKCA	
PERFORMANCE		
Max Airflow	/575	m³/h
	/338	CFM
Airflow with Exhaust Filter	/505	m³/h
	/297	CFM
Max Static Pressure	/465	Pa
	/1.87	in H2O
ELECTRICAL DATA		
Rated Voltage	115	V a.c.
Rated Current	0.85	A
Rated Power	/97	W
Operating Voltage	103.5-126.5	V a.c.
Frequency	60	Hz
Appliance Class	I	
Motor Protection	Thermally Protected	
GENERIC DATA		
Weight	2.55	Kg
	5.62	lb
RAL Number	7035	
Electrical Connection	Terminal Block	

Image is for illustrative purpose only. All specifications, data and drawing are subject to change without notice. Please refer to our terms of sales including our warranty and limited liabilities clauses.

TP19U115B1

AC

> CONTACT US

VENTILATION SYSTEMS

Technical data		
Life Expectancy	48000	h at 25 °C
	48000	h at 77 °F
Wires Section	1-4	mm²
Wires Section	16-12	AWG
Fan Noise	65	dB(A)
ENVIRONMENTAL AND THERMAL DATA		
IP Protection Degree	IP24	
Operating Temperature	-10÷55	°C
	14÷131	°F
Storage Temperature	-20÷60	°C
	-4÷140	°F
UL DATA		
UL File Number Recognized Component	E237844	
UL File Number Listed	E500932	
UL Environmental Type Rating	Type 12	
UL Ambient Temperature	55	°C
	131	°F

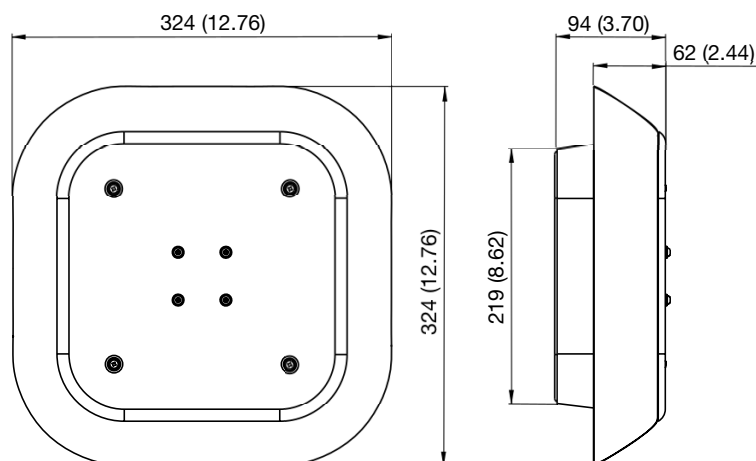
Image is for illustrative purpose only. All specifications, data and drawing are subject to change without notice. Please refer to our terms of sales including our warranty and limited liabilities clauses.

TP19U115B1

AC

> CONTACT US

Technical drawing mm (in)



Mounting cut-out mm (in)

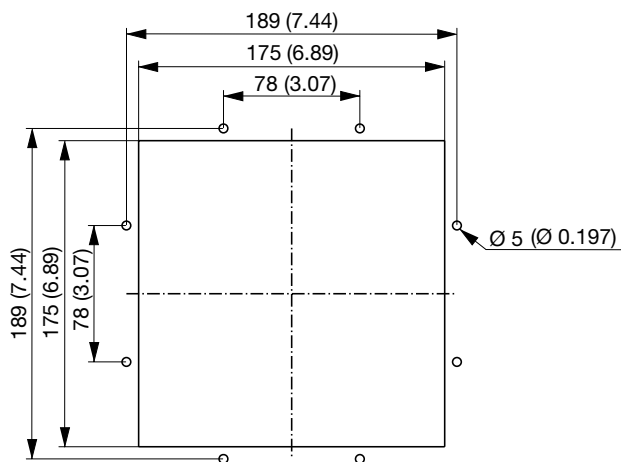


Image is for illustrative purpose only. All specifications, data and drawing are subject to change without notice. Please refer to our terms of sales including our warranty and limited liabilities clauses.

# Air performance

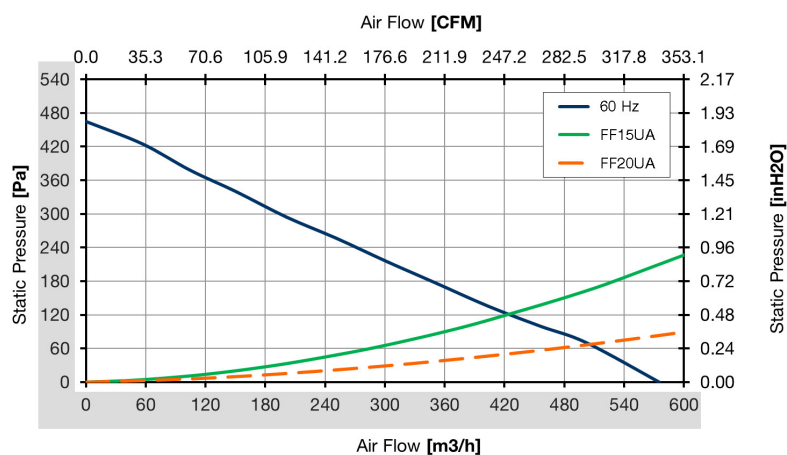


Image is for illustrative purpose only. All specifications, data and drawing are subject to change without notice. Please refer to our terms of sales including our warranty and limited liabilities clauses.