



FPF series exhaust filter and filter fans represents a side-mounted cooling solution with filtered ambient air to maintain optimum ventilation inside the electrical cabinets. These units have a flat external profile and a quick snap-on fastening system with elastic hooks. Available in different range of sizes, airflow ratings and configurations.

Technical data		
APPROVALS		
Approvals	CE; UKCA	
PERFORMANCE		
Max Airflow	145	m³/h
	85	CFM
Max Static Pressure	76	Pa
	0.31	in H2O
ELECTRICAL DATA		
Rated Voltage	48	V d.c.
Rated Current	0.16	A
Rated Power	7.7	W
Operating Voltage	25-55.2	V d.c.
Motor Protection	Electronically Protected	
MECHANICAL DATA		
Mounting Wall Thickness	1.5-2.2	mm
	0.06-0.09	in
Bearing	Ball Bearing	
GENERIC DATA		
RAL Number	7032	
Life Expectancy	50000	h at 25 °C
	50000	h at 77 °F
Airflow Direction	Direct	

Image is for illustrative purpose only. All specifications, data and drawing are subject to change without notice. Please refer to our terms of sales including our warranty and limited liabilities clauses.

FPF15KPRD48B-110

standard with fan

> CONTACT US

VENTILATION SYSTEMS

Technical data		
Electrical Connection	Terminal Block	
Wires Section	1-2.5	mm²
Wires Section	18-12	AWG
Fan Noise	42.5	dB(A)
Filter Class	G3	EN 779
Filter Class	ISO coarse 55%	ISO 16890
Filter Material	thermo-linked progressive structure synthetic fibre	
ENVIRONMENTAL AND THERMAL DATA		
IP Protection Degree	IP54	
Operating Temperature	-10÷55	°C
	14÷131	°F
Storage Temperature	-40÷70	°C
	-40÷158	°F

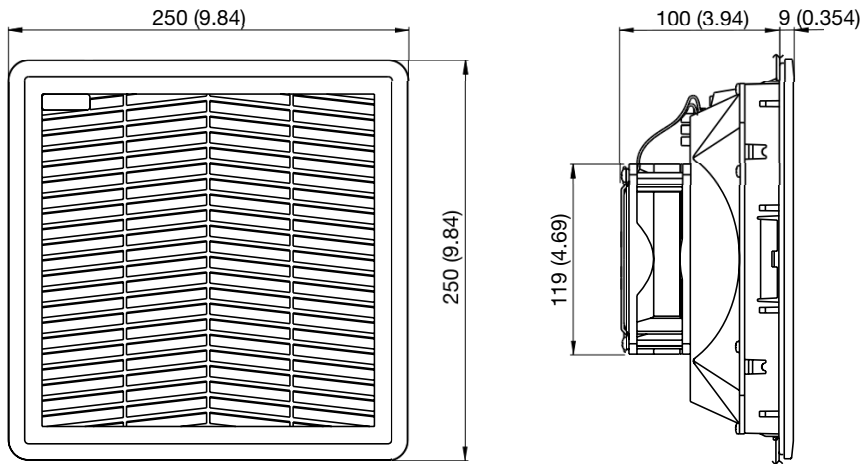
Image is for illustrative purpose only. All specifications, data and drawing are subject to change without notice. Please refer to our terms of sales including our warranty and limited liabilities clauses.

FPF15KPRD48B-110

standard with fan

> CONTACT US

Technical drawing mm (in)



Mounting cut-out mm (in)

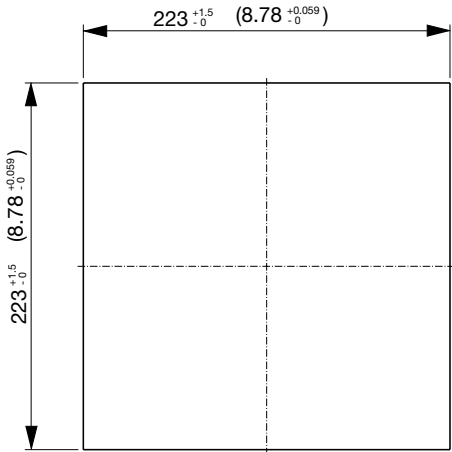


Image is for illustrative purpose only. All specifications, data and drawing are subject to change without notice. Please refer to our terms of sales including our warranty and limited liabilities clauses.

Air performance

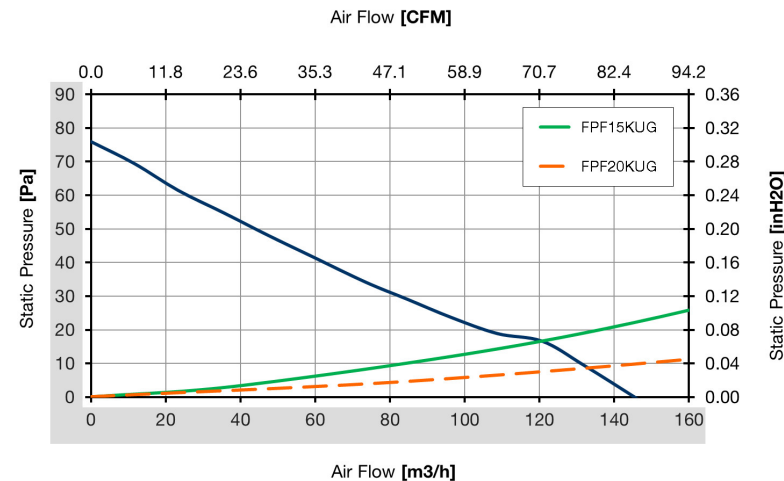


Image is for illustrative purpose only. All specifications, data and drawing are subject to change without notice. Please refer to our terms of sales including our warranty and limited liabilities clauses.