



FPF series exhaust filter and filter fans represents a side-mounted cooling solution with filtered ambient air to maintain optimum ventilation inside the electrical cabinets. These units have a flat external profile and a quick snap-on fastening system with elastic hooks. Available in different range of sizes, airflow ratings and configurations.

Technical data		
APPROVALS		
Approvals	CE; cURus; UKCA	
PERFORMANCE		
Max Airflow	115/125	m³/h
	68/74	CFM
Max Static Pressure	51/59	Pa
	0.20/0.24	in H2O
ELECTRICAL DATA		
Rated Voltage	230	V a.c.
Rated Current	0.125/0.11	A
Rated Power	20/19	W
Operating Voltage	216-244	V a.c.
Frequency	50/60	Hz
Appliance Class	I	
Motor Protection	Impedance Protected	
MECHANICAL DATA		
Mounting Wall Thickness	1.5-2.2	mm
	0.06-0.09	in
Bearing	Ball Bearing	
GENERIC DATA		
RAL Number	7032	

Image is for illustrative purpose only. All specifications, data and drawing are subject to change without notice. Please refer to our terms of sales including our warranty and limited liabilities clauses.

FPF15KPR230BER-110

standard with fan

> CONTACT US

VENTILATION SYSTEMS

Technical data		
Life Expectancy	40000	h at 40 °C
	40000	h at 104 °F
Airflow Direction	Reverse	
Electrical Connection	Terminal Block	
Wires Section	1-2.5	mm²
Wires Section	18-12	AWG
Fan Noise	46/50	dB(A)
Filter Class	G3	EN 779
Filter Class	ISO coarse 55%	ISO 16890
Filter Material	thermo-linked progressive structure synthetic fibre	
ENVIRONMENTAL AND THERMAL DATA		
IP Protection Degree	IP54	
Operating Temperature	-10÷50	°C
	14÷122	°F
Storage Temperature	-40÷70	°C
	-40÷158	°F
UL DATA		
UL File Number Recognized Component	E237844	
UL Environmental Type Rating	Type 12	
UL Ambient Temperature	50	°C
	122	°F

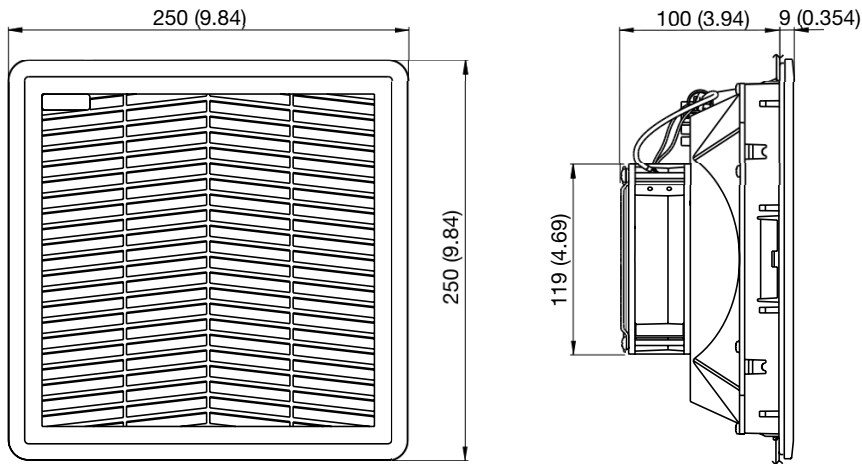
Image is for illustrative purpose only. All specifications, data and drawing are subject to change without notice. Please refer to our terms of sales including our warranty and limited liabilities clauses.

FPF15KPR230BER-110

standard with fan

> CONTACT US

Technical drawing mm (in)



Mounting cut-out mm (in)

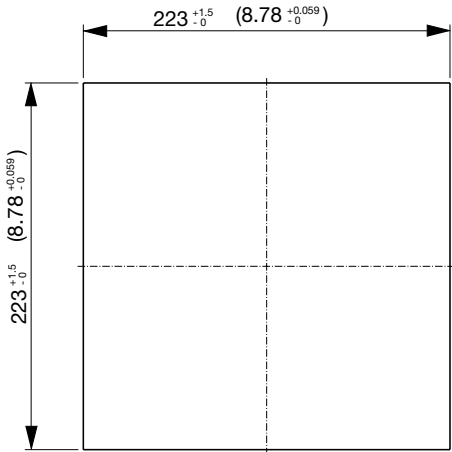


Image is for illustrative purpose only. All specifications, data and drawing are subject to change without notice. Please refer to our terms of sales including our warranty and limited liabilities clauses.

Air performance

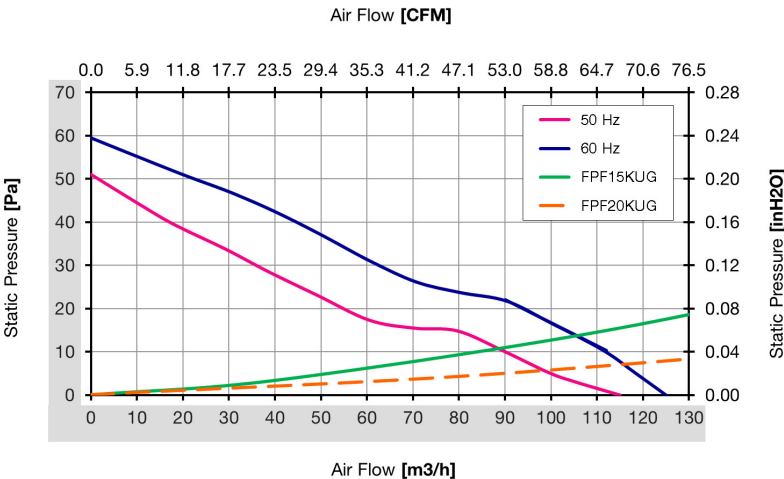


Image is for illustrative purpose only. All specifications, data and drawing are subject to change without notice. Please refer to our terms of sales including our warranty and limited liabilities clauses.