

FPF15KGR230BE5-120

standard with fan

> CONTATTACI



FPF series exhaust filter and filter fans represents a side-mounted cooling solution with filtered ambient air to maintain optimum ventilation inside the electrical cabinets. These units have a flat external profile and a quick snap-on fastening system with elastic hooks. Available in different range of sizes, airflow ratings and configurations.

Technical data		
APPROVALS		
Approvals	CE; UKCA	
PERFORMANCE		
Max Airflow	160/185 94/109	m ³ /h CFM
Max Static Pressure	108/122 0.43/0.49	Pa in H ₂ O
ELECTRICAL DATA		
Rated Voltage	230	V a.c.
Rated Current	0.36/0.38	A
Rated Power	74/88	W
Operating Voltage	207-253	V a.c.
Frequency	50/60	Hz
Appliance Class	I	
Motor Protection	Thermally Protected	
MECHANICAL DATA		
Mounting Wall Thickness	1.5-2.2 0.06-0.09	mm in
Bearing	Ball Bearing	
GENERIC DATA		
Spare Parts Filter Media	M15FPF	
RAL Number	7032	

Image is for illustrative purpose only. All specifications, data and drawing are subject to change without notice. Please refer to our terms of sales including our warranty and limited liabilities cla

FPF15KGR230BE5-120

standard with fan

> CONTATTACI

Technical data		
Life Expectancy	70000	h at 25 °C
	70000	h at 77 °F
Airflow Direction	Direct	
Electrical Connection	Screwless Terminal Block	
Wires Section	0.75-2.5	mm ²
Wires Section	20-14	AWG
Fan Noise	60/62	dB(A)
Filter Class	G4	EN 779
Filter Class	ISO coarse 75%	ISO 16890
Filter Material	thermo-linked progressive structure synthetic fibre	
ENVIRONMENTAL AND THERMAL DATA		
IP Protection Degree	IP55	
Operating Temperature	-10÷60	°C
	14÷140	°F
Storage Temperature	-30÷70	°C
	-22÷158	°F

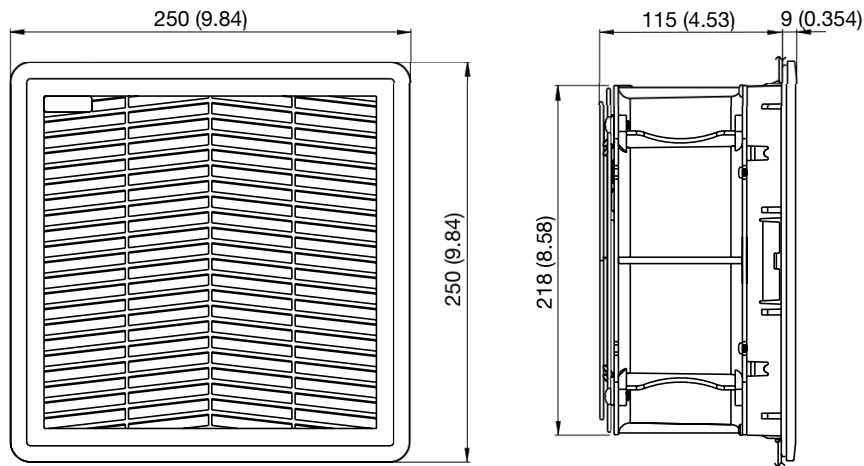
Image is for illustrative purpose only. All specifications, data and drawing are subject to change without notice. Please refer to our terms of sales including our warranty and limited liabilities cla

FPF15KGR230BE5-120

standard with fan

> CONTATTACI

Technical drawing mm (in)



Mounting cut-out mm (in)

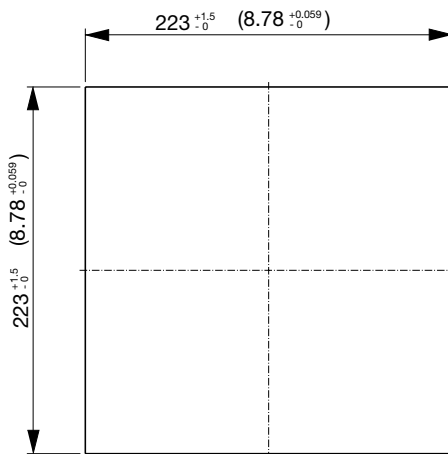


Image is for illustrative purpose only. All specifications, data and drawing are subject to change without notice. Please refer to our terms of sales including our warranty and limited liabilities cla

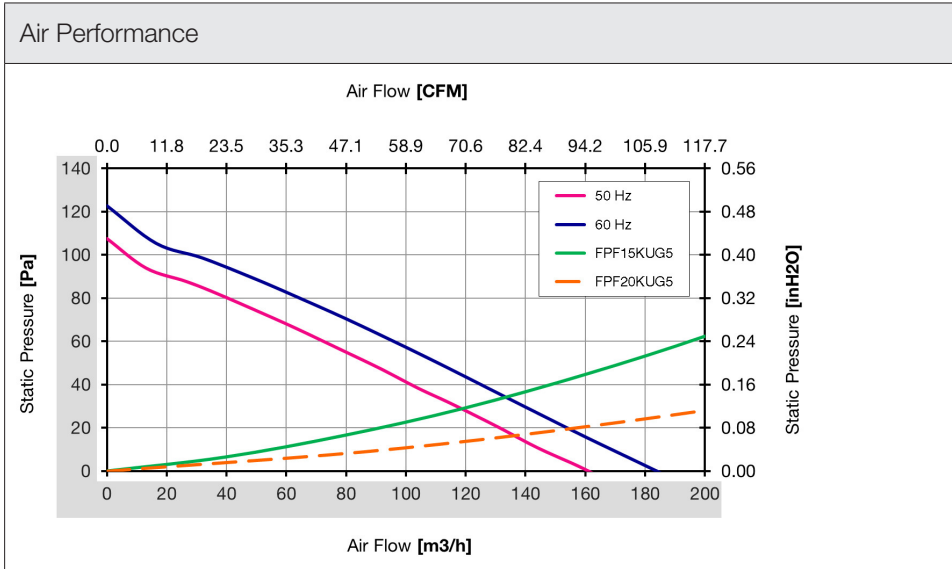


Image is for illustrative purpose only. All specifications, data and drawing are subject to change without notice. Please refer to our terms of sales including our warranty and limited liabilities cla