



FF series exhaust filter and filter fans represents a side-mounted cooling solution with filtered ambient air to maintain optimum ventilation inside the electrical cabinets. Screwless connection, fast tool-free mounting system with clip and maintenance friendliness are the main benefits. Available in a wide range of configurations for both indoor and outdoor use.

| Technical data | | |
|-----------------------------|--------------------------------|--------|
| APPROVALS | | |
| Approvals | CE; cURus; cULus; cCSAus; UKCA | |
| PERFORMANCE | | |
| Max Airflow | 230/270 | m³/h |
| | 135/159 | CFM |
| Airflow with Exhaust Filter | 150/181 | m³/h |
| | 88/107 | CFM |
| Max Static Pressure | 115/155 | Pa |
| | 0.46/0.62 | in H2O |
| ELECTRICAL DATA | | |
| Rated Voltage | 115 | V a.c. |
| Rated Current | 0.28/0.26 | A |
| Rated Power | 31/31 | W |
| Operating Voltage | 103-126 | V a.c. |
| Frequency | 50/60 | Hz |
| Appliance Class | I | |
| Motor Protection | Thermally Protected | |
| MECHANICAL DATA | | |
| Mounting Wall Thickness | 1.3-3.7 | mm |
| | 0.05-0.15 | in |
| Bearing | Ball Bearing | |

Image is for illustrative purpose only. All specifications, data and drawing are subject to change without notice. Please refer to our terms of sales including our warranty and limited liabilities clauses.

FF15A115UFC

EMC version with fan

> CONTACT US

VENTILATION SYSTEMS

| Technical data | | |
|-------------------------------------|---|-------------|
| GENERIC DATA | | |
| Spare Parts Filter Media | M15FPF-EU3 | |
| Casing Material | PC/ABS UL94 V-0 | |
| RAL Number | 7035 | |
| Life Expectancy | 40000 | h at 40 °C |
| | 40000 | h at 104 °F |
| Airflow Direction | Direct | |
| Electrical Connection | Screwless Terminal Block | |
| Wires Section | 0.75-2.5 | mm² |
| Wires Section | 20-14 | AWG |
| Fan Noise | 50/55 | dB(A) |
| Filter Class | G3 | EN 779 |
| Filter Class | ISO coarse 55% | ISO 16890 |
| Filter Material | thermo-linked progressive structure synthetic fibre | |
| ENVIRONMENTAL AND THERMAL DATA | | |
| IP Protection Degree | IP54 | |
| Operating Temperature | -30÷55 | °C |
| | -22÷131 | °F |
| Storage Temperature | -40÷70 | °C |
| | -40÷158 | °F |
| UL DATA | | |
| UL File Number Recognized Component | E237844 | |
| UL File Number Listed | E500932 | |
| UL Environmental Type Rating | Type 12 | |
| UL Surrounding Temperature | 55 | °C |
| | 131 | °F |

Image is for illustrative purpose only. All specifications, data and drawing are subject to change without notice. Please refer to our terms of sales including our warranty and limited liabilities clauses.

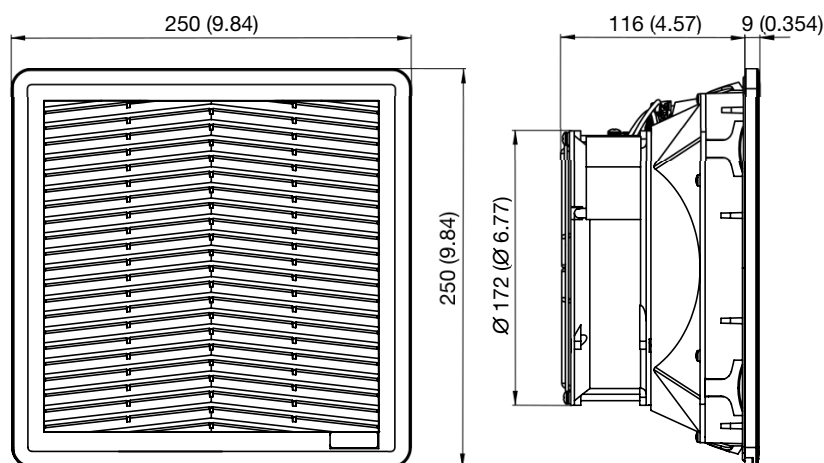
FF15A115UFC

EMC version with fan

> CONTACT US

VENTILATION SYSTEMS

Technical drawing mm (in)



Mounting cut-out mm (in)

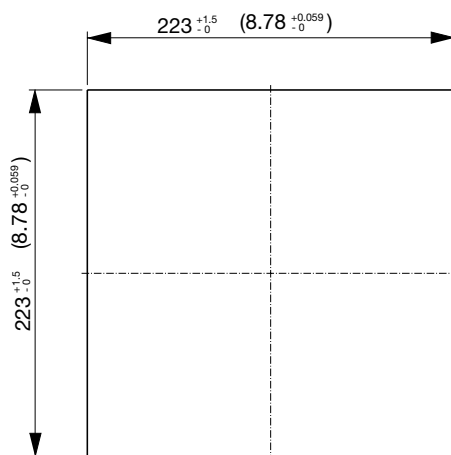


Image is for illustrative purpose only. All specifications, data and drawing are subject to change without notice. Please refer to our terms of sales including our warranty and limited liabilities clauses.

FF15A115UFC

EMC version with fan

> CONTACT US

VENTILATION SYSTEMS

Air performance

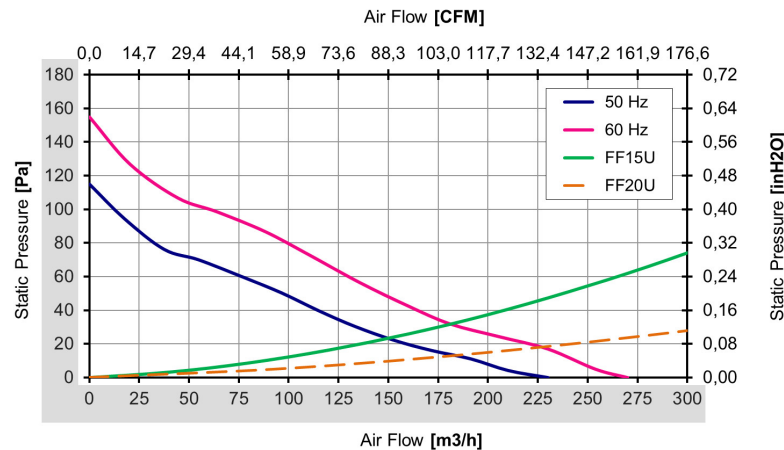


Image is for illustrative purpose only. All specifications, data and drawing are subject to change without notice. Please refer to our terms of sales including our warranty and limited liabilities clauses.