

FF12A24UF

standard with fan

> CONTACT US



FF series exhaust filter and filter fans represents a side-mounted cooling solution with filtered ambient air to maintain optimum ventilation inside the electrical cabinets. Screwless connection, fast tool-free mounting system with clip and maintenance friendliness are the main benefits. Available in a wide range of configurations for both indoor and outdoor use.

Technical data		
APPROVALS		
Approvals	CE; UKCA	
PERFORMANCE		
Max Airflow	39/44	m ³ /h
	23/26	CFM
Airflow with Exhaust Filter	28/31	m ³ /h
	16/18	CFM
Max Static Pressure	43/41	Pa
	0.17/0.16	in H2O
ELECTRICAL DATA		
Rated Voltage	24	V a.c.
Rated Current	0.77/0.76	A
Rated Power	15/15	W
Operating Voltage	19-26	V a.c.
Frequency	50/60	Hz
Motor Protection	Impedance Protected	
MECHANICAL DATA		
Mounting Wall Thickness	1.3-3.2	mm
	0.05-0.13	in
Bearing	Ball Bearing	
GENERIC DATA		
Spare Parts Filter Media	M12FPF-EU3	

Image is for illustrative purpose only. All specifications, data and drawing are subject to change without notice. Please refer to our terms of sales including our warranty and limited liabilities clauses.

FF12A24UF

standard with fan

> CONTACT US

Technical data		
Casing Material	PC/ABS UL94 V-0	
RAL Number	7035	
Airflow Direction	Direct	
Electrical Connection	Connector	
Life Expectancy	57000	h at 25 °C
	57000	h at 77 °F
Fan Noise	46/49	dB(A)
Filter Class	G3	EN 779
Filter Class	ISO coarse 55%	ISO 16890
Filter Material	thermo-linked progressive structure synthetic fibre	
ENVIRONMENTAL AND THERMAL DATA		
IP Protection Degree	IP54	
Operating Temperature	-10÷60	°C
	14÷140	°F
Storage Temperature	-40÷70	°C
	-40÷158	°F

Image is for illustrative purpose only. All specifications, data and drawing are subject to change without notice. Please refer to our terms of sales including our warranty and limited liabilities clauses.

FF12A24UF

standard with fan

> CONTACT US

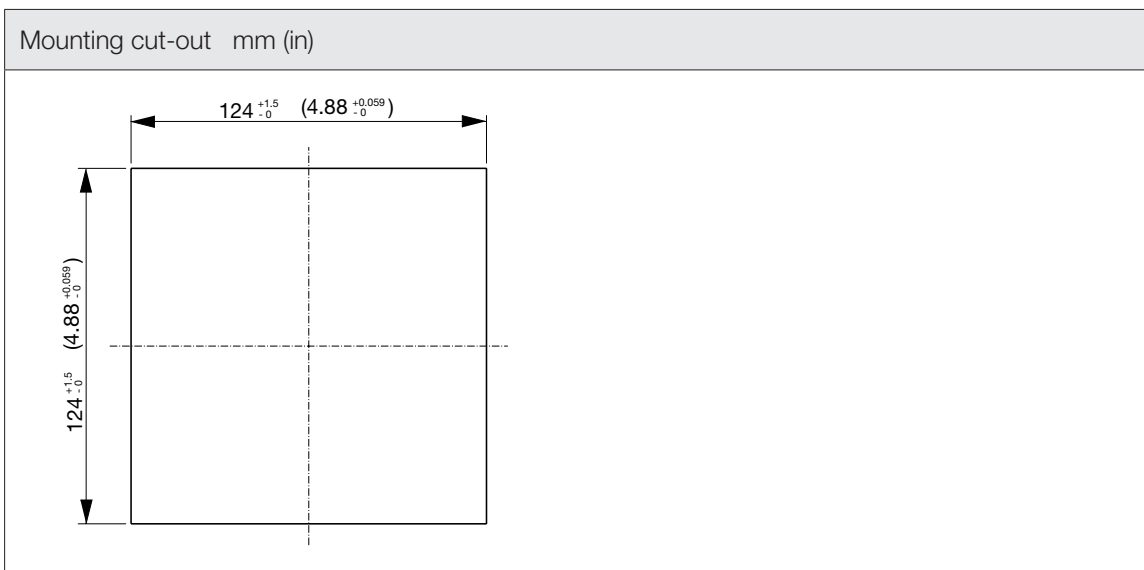
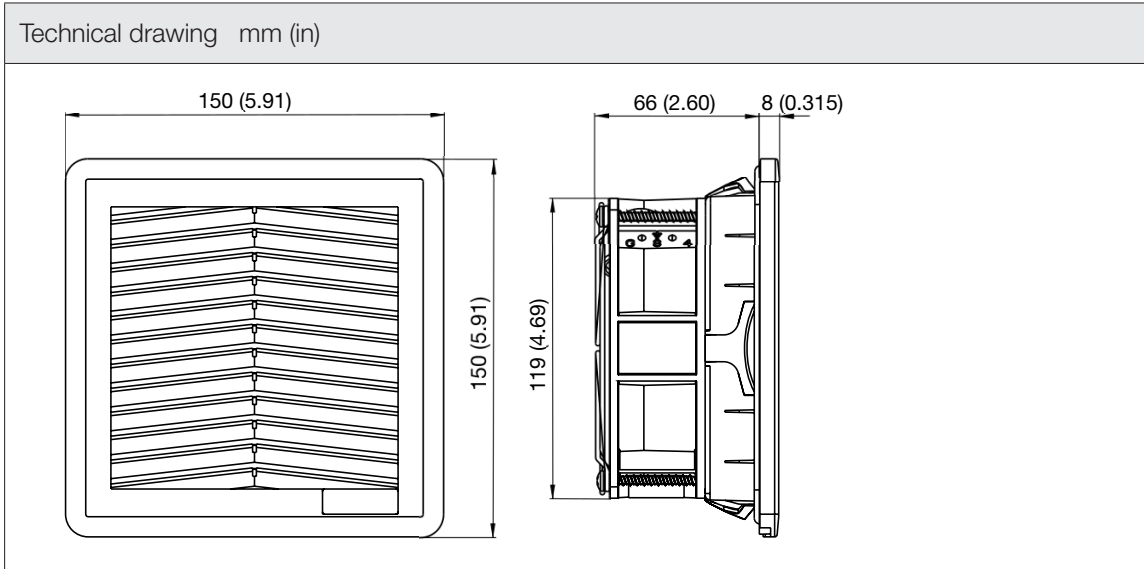


Image is for illustrative purpose only. All specifications, data and drawing are subject to change without notice. Please refer to our terms of sales including our warranty and limited liabilities clauses.

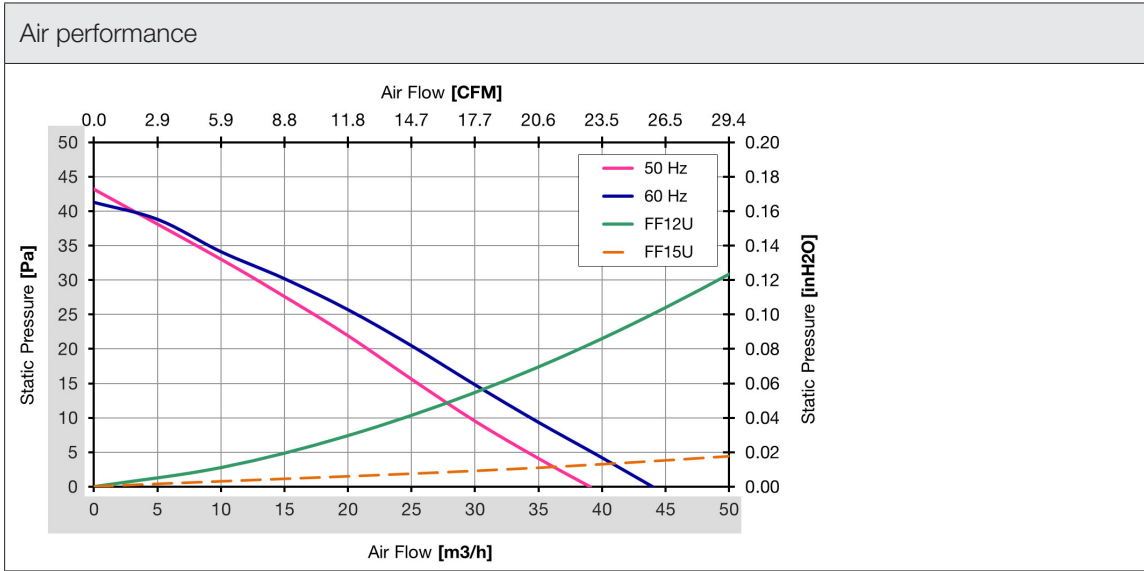


Image is for illustrative purpose only. All specifications, data and drawing are subject to change without notice. Please refer to our terms of sales including our warranty and limited liabilities clauses.