

FF08D24ZN

standard with fan

> CONTATTACI



FF series exhaust filter and filter fans represents a side-mounted cooling solution with filtered ambient air to maintain optimum ventilation inside the electrical cabinets. Screwless connection, fast tool-free mounting system with clip and maintenance friendliness are the main benefits. Available in a wide range of configurations for both indoor and outdoor use.

Technical data		
APPROVALS		
Approvals	CE; cURus; cULus; cCSAus	
PERFORMANCE		
Max Airflow	16	m³/h
	9	CFM
Airflow with Exhaust Filter	11.5	m³/h
	7	CFM
Max Static Pressure	28	Pa
	0.11	in H2O
ELECTRICAL DATA		
Rated Voltage	24	V d.c.
Rated Current	0.085	A
Rated Power	2	W
Operating Voltage	12-27.6	V d.c.
Motor Protection	Electronically Protected	
MECHANICAL DATA		
Mounting Wall Thickness	1-2	mm
	0.04-0.08	in
Bearing	Ball Bearing	
GENERIC DATA		
Spare Parts Filter Media	M08FPF	
Casing Material	PC/ABS UL94 5VB	

Image is for illustrative purpose only. All specifications, data and drawing are subject to change without notice. Please refer to our terms of sales including our warranty and limited liabilities cla

FF08D24ZN

standard with fan

> CONTATTACI

VENTILATION SYSTEMS

Technical data		
ANSI Code	ANSI 61 Gray	
Life Expectancy	100000	h at 25 °C
	100000	h at 77 °F
Airflow Direction	Direct	
Electrical Connection	Wires	
Wires Section	26	AWG
Fan Noise	30	dB(A)
Filter Class	G3	EN 779
Filter Class	ISO coarse 55%	ISO 16890
Filter Material	thermo-linked progressive structure synthetic fibre	
Cable Length	300	mm
	11.81	in
ENVIRONMENTAL AND THERMAL DATA		
IP Protection Degree	IP54	
Operating Temperature	-10÷55	°C
	14÷131	°F
Storage Temperature	-40÷70	°C
	-40÷158	°F
UL DATA		
UL File Number Recognized Component	E237844	
UL File Number Listed	E500932	
UL Environmental Type Rating	Type 12	
UL Surrounding Temperature	55	°C
	131	°F

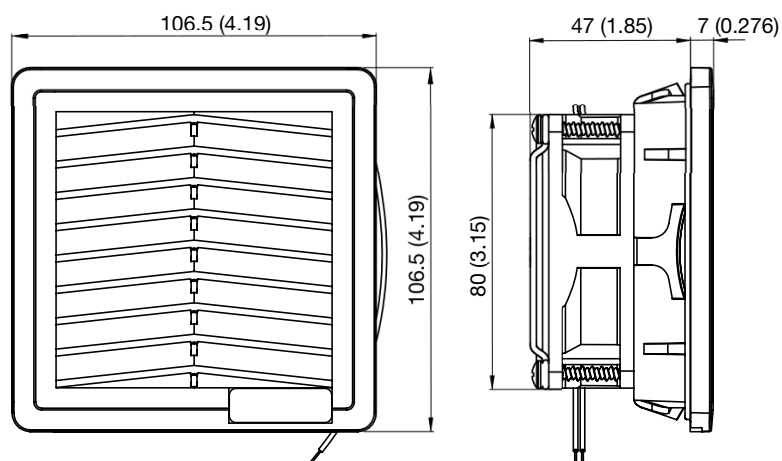
Image is for illustrative purpose only. All specifications, data and drawing are subject to change without notice. Please refer to our terms of sales including our warranty and limited liabilities cla

FF08D24ZN

standard with fan

> CONTATTACI

Technical drawing mm (in)



Mounting cut-out mm (in)

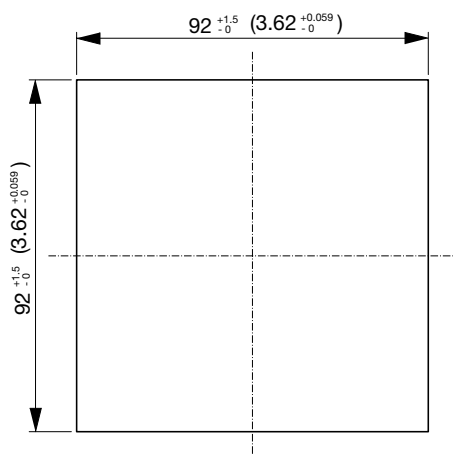


Image is for illustrative purpose only. All specifications, data and drawing are subject to change without notice. Please refer to our terms of sales including our warranty and limited liabilities cla

FF08D24ZN

standard with fan

> CONTATTACI

VENTILATION SYSTEMS

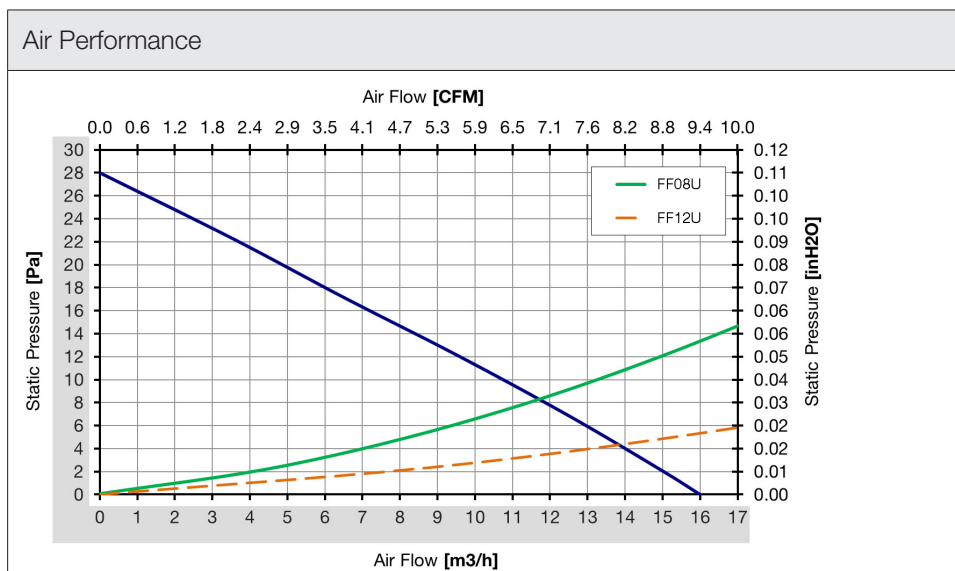


Image is for illustrative purpose only. All specifications, data and drawing are subject to change without notice. Please refer to our terms of sales including our warranty and limited liabilities cla